



UNLEASH THE POWER.™



Crary® Bear Cat® manufactures specialized, premium outdoor power equipment, marketed through strategic partnerships and supported by our team's ongoing commitment to excellent customer service, support and innovation. Whether you are a homeowner, a hobby farmer, a commercial landscaper, government operator or have a project with wood, leaf and grass material to check off your to-do list, Crary Bear Cat machines are here to get the job done.

Crary Bear Cat machines are engineered and designed right here in the USA with efficiency, performance and power at the top of the list. We stand behind our equipment, from conception to job completion, by encouraging innovation and providing superior customer service. Backed by the one of the industry's best-in-class warranties, Crary Bear Cat is here to help you **UNLEASH THE POWER.™**



237 12th St. NW | West Fargo, ND 58078

888.625.4520

service@bearcatproducts.com  
BEARCATPRODUCTS.COM



@crarybearcat

**\*3 YEAR CONSUMER, 1 YEAR COMMERCIAL, 6 MONTH RENTAL**

“Consumer” defined as: complete unit for residential or non-income producing use.

“Commercial” defined as: complete unit for commercial, institutional, agricultural, horticultural or income producing use.

“Rental” defined as: complete unit for rental purposes to produce income.

\*U.S. and Canada only.

**ENGINE WARRANTY:**

Engines are warrantied separately by engine manufacturer. For Engine Warranty information or service needs regarding the engine of your machine, record the serial number of the engine and refer to the Engine Owner's Manual for terms and conditions of the manufacturer or see your nearest dealer.

Batteries for machines are sold separately.



**WARNING: Cancer and Reproductive Harm. For more information, visit [P65Warnings.ca.gov](http://P65Warnings.ca.gov)**

# WARRANTY



CH9540H

**3**  
YEAR

## CONSUMER WARRANTY

Backed by top notch customer service, Crary Bear Cat equipment is supported with an ever-expanding dealer and service network.

**1**  
YEAR

## COMMERCIAL WARRANTY

Bring the best to your job site with comfort knowing your Crary Bear Cat equipment is backed with a 1-year commercial warranty.

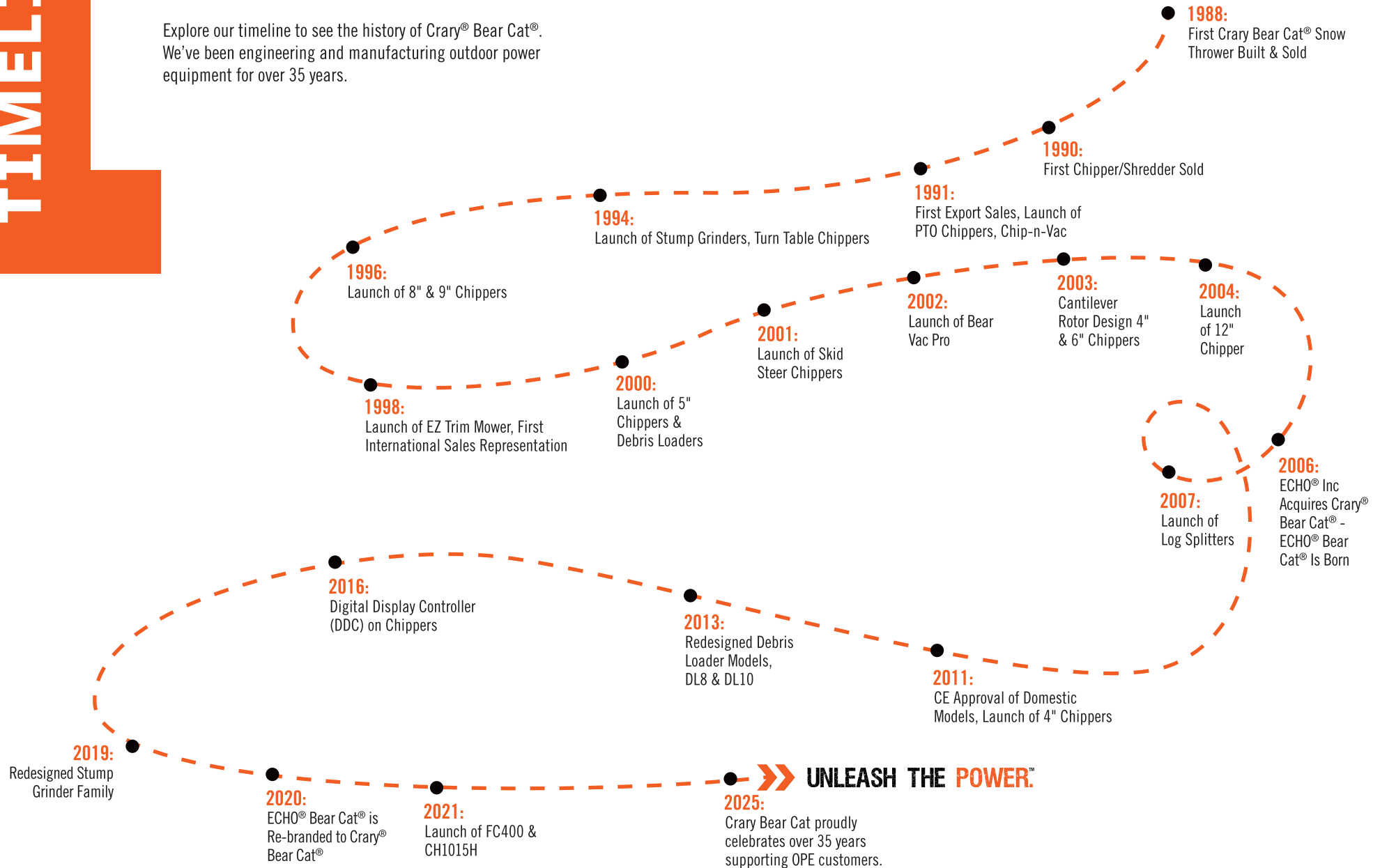
**6**  
MONTH

## RENTAL WARRANTY

Proudly offer your customers commercial grade equipment with peace of mind that your investment is protected with Crary Bear Cat's warranty program.

# TIMELINE

Explore our timeline to see the history of Crary® Bear Cat®. We've been engineering and manufacturing outdoor power equipment for over 35 years.



# TABLE OF CONTENTS



CH6627H

**06.**  
CHIPPERS

**10.**  
PTO/3 PT ATTACHMENTS

**14.**  
SKID STEER CHIPPER

**16.**  
STUMP GRINDERS

**18.**  
ACCESSORIES

**21.**  
SPECIFICATIONS

**24.**  
DEALER MAP







# CHIPPERS



Crary® Bear Cat® engineers and manufactures the strongest lineup of Chippers in the USA. With a wide range of models, there is sure to be one that fits your needs. On top of all this is a top notch customer service. Find out which one will help you get the job done.



CH911DH

-  4" to 9" Chipping Capacities
-  Solid Welded Steel Construction
-  Gravity & Hydraulic Feed Designs
-  Powerful Gas & Diesel Engine Options
-  2" Coupler Standard on All Towable Chippers
-  4-Sided Adjustable Anvil (Except FC400)

CH911DH

**WATCH CHIPPERS  
IN ACTION:**



**DISCHARGE TUBE**  
360 degrees of rotation with  
deflector to control chips.

**DSE ENGINE  
CONTROLLER**  
Controls start up  
and shutdown  
with integrated  
hour meter

**DDC CONTROLLER**  
Controls feed  
roller with built-in  
troubleshooting

**HITCH POLE**  
Length of hitch pole  
can be adjusted for  
optimum towing  
performance

**WIDE FEED**

**SAFETY BARS**  
Safety bars stop the feed roller  
in the event of an emergency



UNLEASH THE POWER™

WARNING: Cancer and Reproductive Harm  
[www.P65Warnings.ca.gov](http://www.P65Warnings.ca.gov)

FC400  
4" CHIPPING CAPACITY

With the powerful Crary® Bear Cat® FC400 Chipper, taking care of tree limbs and prunings is quick and simple. Well balanced and easy to handle, it quickly takes care of branches up to 4".



4 Reversible Chipping Blades



Briggs & Stratton® XR Pro 420cc Engine



15.25" x 0.625",  
37 lbs. Rotor



CH4420  
4.5" CHIPPING CAPACITY

The CH4420 towable chipper handles branches up to 4". This compact and powerful chipper is perfect for the first time chipper buyer, small acreage owner or rental application.



Cantilever 14" x 1",  
49 lbs. Rotor



2 Reversible Chipping Blades



Briggs & Stratton® XR Pro 420cc Engine



CH5627  
5" CHIPPING CAPACITY

With the reliable and towable CH5627 Chipper, taking care of tree limbs and prunings is quick and simple. Tree services and landscaping companies use the CH5627 Chipper for jobsite cleanup, power line clearing and easement cleaning.



4 Reversible Chipping Blades



Briggs & Stratton Vanguard® 627cc



20" x 1.25",  
140 lbs. Rotor



SC5627B  
5" CHIPPING CAPACITY. CHIPPER/SHREDDER/BLOWER

The SC5627B Chipper/Shredder uses four reversible chipping blades and thirty-six shredding knives to provide the most efficient method of turning branches and leaves into nutrient rich, user ready product.



3/4" Shredding Capacity



Briggs & Stratton Vanguard® 627cc



20.6" x 0.75",  
121 lbs. Rotor



CH6627H  
6" CHIPPING CAPACITY. 13" WIDE FEED OPENING

This 6" capacity commercial chipper is hydraulically fed and features a unique cantilever mounted rotor. The CH6627H is a great fit for tree and landscape service operators as well as the perfect mid-size chipper for municipalities and rental companies.



Briggs & Stratton Vanguard® 627cc



Digital Display Control System



Cantilever 26" x 1",  
165 lbs. Rotor



## CH1015H



## CH1015H 10" CHIPPING CAPACITY

Crary Bear Cat's CH1015H, 10" Chipper is the largest in our Chipper lineup. Based on a towable frame with torsion axle suspension, the CH1015H makes branches and trees up to 10" diameter disappear. Designed and built right here in the USA, this powerful Chipper is ready to go to work.



Kubota 1.5L  
Gasoline



6 Reversible  
Chipping Blades



Digital Display  
Control System



32" x 1.25",  
308 lbs. Rotor



## CH8993H 9" CHIPPING CAPACITY

The CH8993H boasts a 9" chipping capacity with a fully rotating turntable mount. Easily towable, the CH8993H is powerful, operator-friendly, and efficient.



Briggs & Stratton  
Vanguard® 993cc



4 Reversible  
Chipping Blades



360° Table Rotation Features  
14 Lockable Positions



Digital Display  
Control System



## CH911DH 9" CHIPPING CAPACITY

There isn't much that can stand up to the mighty CH911DH. With a 9" chipping capacity and easy-to-use features, you'll make piles of chips in no time.



Kubota  
Diesel 1.1L



30" x 1.25",  
275 lbs. Rotor



Digital Diesel  
Engine Control



Digital Display  
Control System



UNLEASH THE POWER.™

WARNING: Cancer and Reproductive Harm  
[www.P65Warnings.ca.gov](http://www.P65Warnings.ca.gov)

# PTO/3PT ATTACHMENTS

Using a Crary® Bear Cat® PTO chipper turns your tractor into a versatile chipping machine. With a wide selection of PTO machines ready to go to work for you, it's time to match your tractor with a Crary Bear Cat Chipper and Chipper/Shredder.

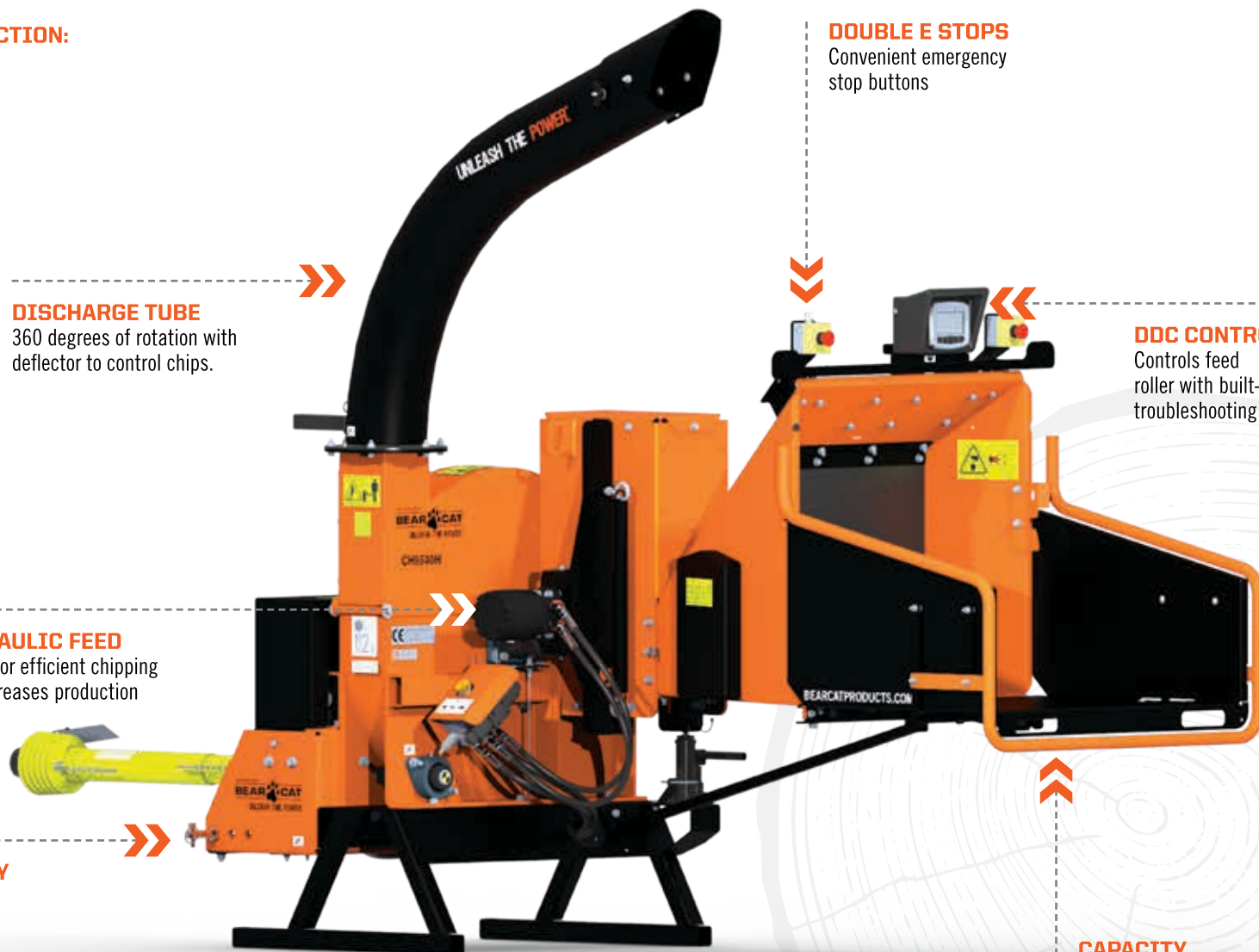
CH9540H



-  4.50" to 9" Chipping Capacities
-  Up to 3/4" Shredding Capacity
-  Gravity & Hydraulic Feed Designs
-  All PTO Chippers have 6-Spline Input Shaft
-  Chippers & Chipper/Shredders Available
-  Category I Three Point Frames That Are Quick Hitch Compatible
-  4-Sided Adjustable Anvil (Except SC5540B & SC5540)

CH9540H

**WATCH PTO/3PT ATTACHMENTS CHIPPERS IN ACTION:**



**DISCHARGE TUBE**  
360 degrees of rotation with deflector to control chips.

**DOUBLE E STOPS**  
Convenient emergency stop buttons

**DDC CONTROLLER**  
Controls feed roller with built-in troubleshooting

**HYDRAULIC FEED**  
Allows for efficient chipping and increases production

**COMPATIBILITY**  
Category 1 Quick Hitch With a 540 6 Spline PTO Shaft

**CAPACITY**  
Maximum feed size 9".  
31" x 31" chute opening.  
9" x 9" chute throat





UNLEASH THE POWER™

WARNING: Cancer and Reproductive Harm  
[www.P65Warnings.ca.gov](http://www.P65Warnings.ca.gov)

CH45540  
4.5" CHIPPING CAPACITY

The CH45540 is the perfect match for your compact tractor. For use on tractors with PTO horsepower ratings from 20 hp to 35 hp.

 Cantilever 14" x 1", 49 lbs. Rotor  Gravity/Self Feed System

 2 Reversible Chipping Blades



CH5540H  
5" CHIPPING CAPACITY

The CH5540H 5" capacity PTO Chipper is hydraulically fed for easy operation and features a Digital Display Controller (DDC). For use on tractors with PTO horsepower ratings from 25 hp to 45 hp.

 20" x 1.25", 140 lbs. Rotor  Hydraulic Feed System

 Double E-Stops Standard  4 Reversible Chipping Blades



SC5540  
5" CHIPPING CAPACITY | 3/4" SHREDDING CAPACITY

If you have more acreage, you need more power to keep up with tree clearing, trimming and debris handling. Which makes the SC5540 the perfect machine for the job. For use on tractors with PTO horsepower ratings from 25 hp to 45 hp.

 19" x 0.75", 112 lbs. Rotor  Gravity/Self Feed System

 4 Reversible Chipping Blades  36 Reversible Shredding Knives



CH5540  
5" CHIPPING CAPACITY

The CH5540 is a highly efficient and well-balanced 5" capacity PTO Chipper and perfect for homeowners with acreage, or rental and landscaping companies. For use on tractors with PTO horsepower ratings from 25 hp to 45 hp.

 20" x 1.25", 140 lbs. Rotor  Gravity/Self Feed System

 4 Reversible Chipping Blades



CH5540HM  
5" CHIPPING CAPACITY

The CH5540HM is a 5" capacity PTO Chipper. With an intuitive hydraulic AutoFeed function, there is less fatigue on wear parts and maximizes efficiency. For use on tractors with PTO horsepower ratings from 25 hp to 45 hp.

 20" x 1.25", 140 lbs. Rotor  Manually Controlled Hydraulic Feed

 4 Reversible Chipping Blades





CH8540  
9" CHIPPING CAPACITY

The CH8540 boasts a 9" chipping capacity and 360 degree rotating discharge chute. For use on tractors with PTO horsepower ratings from 35 hp to 60 hp.

 30" x 1.25",  
275 lbs. Rotor

 Gravity/Self  
Feed System

 4 Reversible  
Chipping Blades



CH9540H   
9" CHIPPING CAPACITY

The CH9540H has a generous 9" chipping capacity and features a Digital Display Controller (DDC). The CH9540HXT model provides a streamlined orchard discharge chute. For use on tractors with PTO horsepower ratings from 35 hp to 60 hp.

 30" x 1.25",  
275 lbs. Rotor

 Hydraulic Feed  
System

 Digital Display  
Control System

 Double E-Stops  
Standard



UNLEASH THE POWER.™

WARNING: Cancer and Reproductive Harm  
[www.P65Warnings.ca.gov](http://www.P65Warnings.ca.gov)

# STUMP GRINDERS



**SGACE:** Weekend warrior. Backyard and homeowner use.

**SGPRO:** Business owner. Commercial use for part-time stump removal projects.

**SGPRO**



The Stump Grinders are available as the SGACE and SGPRO. These models feature a strong, 10-gauge steel body and eight strategically positioned carbide Greenteeth® on the industry class' thickest rotor. The Stump Grinder family bodies are designed for easy access belt inspection and service, and are able to pass easily through a standard door. Plus, operator friendly features include easy-to-reach controls and an ergonomic handlebar, adjustable to five positions. Designed for easy maneuverability, the handlebar is fully collapsible for transport and storage.



Easy Access Belt Inspection & Service



10-Gauge Steel Body



Belt-Drive with Centrifugal Clutch



**WATCH STUMP GRINDERS IN ACTION:**



**SGACE**  
10" DIAMETER, 4,000 RPM, 21.6 LBS. ROTOR

The SGACE is perfect for your backyard, lake property, and more. Perfect for an owner with acreage, the SGACE makes a 10" above ground and 4" below ground cut.



Briggs & Stratton® XR Pro 208cc



25" Overall Width



13/500 x 6, 13" Diameter Pneumatic



8 Greenteeth® 500 Series Green (Rocky)



\*Bestorq® BX50-X5 Single-banded Belt with Centrifugal Clutch



**OPERATOR FRIENDLY BRAKE LEVER**  
Standard on all models.

**SGPRO**  
14" DIAMETER, 2,900 RPM, 34.5 LBS. ROTOR

Crary Bear Cat's most popular model, the SGPRO is a heavy-duty and powerful Stump Grinder that is perfect for landscapers, municipalities and rental applications. The SGPRO makes an 11" above ground and 5" below ground cut.



Honda GX 390cc



25" Overall Width



13/500 x 6, 13" Diameter Pneumatic



8 Greenteeth® Wearsharp™ (Dirt)



\*Bestorq® 2BX59-X5 Double-banded Belt with Centrifugal Clutch

\*Featuring **BESTORQ** X5 V-belts made with EPDM compound for improved belt life.

**EASY-TO-REACH CONTROLS**  
Standard on all models.

**8 CARBIDE GREENTEETH®**  
Standard on all models.

**5-POSITION HANDLE**  
Fully collapsible handle for storage and transporting. Standard on all models.

**13" PNEUMATIC TIRES**  
Larger, wider tires for handling. Standard on all models.



**UNLEASH THE POWER.™**

WARNING: Cancer and Reproductive Harm  
[www.P65Warnings.ca.gov](http://www.P65Warnings.ca.gov)

## POWER AT THE PUSH OF A BUTTON



The Crary Bear Cat Digital Display Controller (DDC) on select hydraulic models means simple operation and maintenance; less down-time for you to get more done.

- » Movable Digital Screen for Easy Viewing
- » Troubleshooting Screens to Provide In-Field Help
- » Hydraulic System Diagnostic Capabilities
- » 180° Rotation for Operational Flexibility
- » Pre-programmed with English, Spanish, French, Portuguese, Norwegian, Russian and Chinese

## CRARY® BEAR CAT® CHIPPING BLADES



Our chipping blades are made from high strength, heat-treated tool steel to ensure the sharpest, longest lasting edge possible!



CH4420



### ACCESSORIES: CHIPPERS, PTO/3PT ATTACHMENTS




#### ONE-SPEED BLOWER

**P/N: 70487**  
4 blade fan with 4" diameter discharge

#### TWO-SPEED BLOWER

**P/N: 71110**  
8 blade fan with 6" diameter discharge

*SC5540 shown with two speed blower and vacuum hose kit.*



#### CHIPPER BLADE KIT

**P/N: 78360-00**  
CH4420, CH45540 & CH450H

### ACCESSORIES: CHIPPERS, PTO/3PT ATTACHMENTS



#### CHIPPER BLADE KIT

**P/N: 72493**  
SC5627B, SC5540, CH5627, CH5540H, CH5540HM & CH5540



#### CHIPPER BLADE KIT

**P/N: 78361-00**  
CH611DH, CH6627H, CH8993H, CH911DH, CH8540, CH9540H, CH9540HM, CH9540HP & CH9540HXT



#### CHIPPER BLADE KIT

**P/N: 79205-00**  
CH1015H

## ACCESSORIES: CHIPPERS, PTO/3PT ATTACHMENTS



### 2 5/16" COUPLER

P/N: 14519-00

CH611DH, CH6627H, CH8993H, CH911DH & CH1015H



### 4" x 4.50" DISCHARGE CHUTE

P/N: 74634-00

CH4420, CH45540 & CH450H



### LOW PROFILE DISCHARGE CHUTE

P/N: 71725-00

CH8993H, CH911DH, CH9540H, CH9540HM,  
CH9540HP & CH1015H



### ENGINE GUARD KIT

P/N: 70135-00

CH6627H



### ELECTRIC BRAKES

P/N: 71072-00

CH911DH



### FINE CHIP ROTOR KIT

P/N: 71731-00

8" & 9" Models

## ACCESSORIES: CHIPPERS, PTO/3PT ATTACHMENTS



### PINTLE HITCH

P/N: 14900-00

6", 8", 9" & 10" Towable Chippers



### PTO DOLLY KIT (SET OF 4)

P/N: 71615-00

All PTO Models



### PTO STAND EXTENSION KIT

P/N: 71605-00

CH9540H



### SC5540 CHIPPER/SHREDDER SCREENS


Fine 0.375" (0.95 cm)

P/N: 70703-10




Medium 0.75" (1.9 cm)

P/N: 70531-10




Coarse 1.50" (3.8 cm) (Standard)

P/N: 70332-10



Wet Debris


P/N: 70559-10



### SHREDDER KNIVES KIT

P/N: 77613-00

SC5627B



### SHREDDER KNIVES KIT

P/N: 70972

SC5540 & SC5540B

# SC5540



UNLEASH THE POWER.™

WARNING: Cancer and Reproductive Harm  
www.P65Warnings.ca.gov

## ACCESSORIES: STUMP GRINDERS



**2" (50 MM) COUPLER KIT**  
**P/N: 78219-00**  
 (For use with P/N: 78218-00)  
*All Stump Grinder Models*



**DURA-TIRE™ KIT**  
**P/N: 78184-00**  
*All Stump Grinder Models*



**BELT TENSION PEN KIT**  
**P/N: 78357-00**  
*All Stump Grinder Models*



**SG FAMILY TOW BAR KIT**  
**P/N: 78218-00**  
*All Stump Grinder Models*



**GREENTEETH® 500 SERIES GREEN (ROCKY SOIL) KIT**  
**P/N: 78182-00**  
 SGACE

## ACCESSORIES: STUMP GRINDERS



**GREENTEETH 500 SERIES RED (SAND/CLAY) KIT**  
**P/N: 78183-00**  
 SGACE



**GREENTEETH WEARSHARP™ (DIRT) KIT**  
**P/N: 78115-00**  
 SGPRO



**GREENTEETH 700 SERIES RED (SAND/CLAY) KIT**  
**P/N: 78121-00**  
 SGPRO



**GREENTEETH 700 SERIES GREEN (ROCKY SOIL) KIT**  
**P/N: 78116-00**  
 SSGPRO



**SG FAMILY SIDE FLAPS KITS**  
**P/N: 78287-00**  
 SGACE  
  
**P/N: 78225-00**  
 SGPRO



**TRAILER**  
**P/N: 78283-00**  
*All Stump Grinder Models*

SGPRO

## CHIPPERS

MODEL NAME	ENGINE	STARTER TYPE	MAX. CHIPPING CAPACITY	MAX. SHREDDING CAPACITY	CHUTE OPENING	CHUTE THROAT	SHREDDER CHUTE OPENING	ROTOR SIZE/WEIGHT	HEAT-TREATED CHIPPING BLADES	SHREDDING KNIVES	BANDED BELT DRIVE TYPE	FEED SYSTEM	HYDRAULIC CONTROLLER	DIMENSIONS (LXWXH)	WHEELS/TIRES	WHEEL BASE	WEIGHT
<b>FC400</b>	Briggs & Stratton® XR Pro 420cc	Recoil	4"	N/A	10" x 10"	5" x 6"	N/A	15.25" x 0.625" 37 lbs.	4 Reversible	N/A	Double	Gravity/Self	N/A	42" x 49" x 35"	10" Foam-filled	21.2"	228 lbs.
<b>CH4420</b>	Briggs & Stratton® XR Pro 420cc	Recoil	4.50"	N/A	13" x 15"	5" x 5"	N/A	Cantilever 14" x 1" 49 lbs.	2 Reversible	N/A	Double	Gravity/Self	N/A	75" x 51" x 44"	ST4.8-8	44"	466 lbs.
<b>CH5627</b>	Briggs & Stratton Vanguard® 627cc	Electric	5"	N/A	28" x 29"	6" x 6"	N/A	20" x 1.25" 140 lbs.	4 Reversible	N/A	Double	Gravity/Self	N/A	82" x 57" x 88"	ST5.3-12	44"	900 lbs.
<b>SC5627B</b>	Briggs & Stratton Vanguard® 627cc	Electric	5"	3/4"	13" x 13"	7" x 12"	18" x 9"	20.60" x 0.75" 121 lbs.	4 Reversible	36	Double	Gravity/Self	N/A	93" x 52" x 89"	ST5.3-12	44"	875 lbs.
<b>CH611DH</b>	Kubota Diesel 1.1 Liter	Electric	6"	N/A	33" x 36"	6" x 13"	N/A	Cantilever 26" x 1" 165 lbs.	4 Reversible	N/A	Triple	Hydraulic	DDC System	170" x 59" x 97"	ST205/75R15	50"	2,045 lbs.
<b>CH6627H</b>	Briggs & Stratton Vanguard® 627cc	Electric	6"	N/A	33" x 36"	6" x 13"	N/A	Cantilever 26" x 1" 165 lbs.	4 Reversible	N/A	Triple	Hydraulic	DDC System	151" x 60" x 97"	ST205/75R14	50"	1,595 lbs.
<b>CH8993H</b>	Briggs & Stratton Vanguard® 993cc	Electric	9"	N/A	31" x 31"	9" x 9"	N/A	30" x 1.25" 275 lbs.	4 Reversible	N/A	Triple	Hydraulic	DDC System	167" x 79" x 102"	ST205/75R15	69"	2,252 lbs.
<b>CH911DH</b>	Kubota Diesel 1.1 Liter	Electric	9"	N/A	31" x 31"	9" x 9"	N/A	30" x 1.25" 275 lbs.	4 Reversible	N/A	Triple	Hydraulic	DDC System	173" x 79" x 100"	ST205/75R15	69"	2,509 lbs.
<b>CH1015H</b>	Kubota 1.5 Liter Gasoline	Electric	10"	N/A	31" x 31"	10" x 10"	N/A	32" x 1.25" 308 lbs.	6 Reversible	N/A	Triple	Hydraulic	DDC System	211" x 70" x 103"	ST205-75R15	59"	3,090 lbs.

Specs will slightly vary for CE compliant models

## CH8993H



## PTO/3PT ATTACHMENTS

MODEL NAME	PTO INPUT POWER RANGE	MAX. CHIPPING CAPACITY	MAX. SHREDDING CAPACITY	CHUTE OPENING	CHUTE THROAT	SHREDDER CHUTE OPENING	ROTOR SIZE/WEIGHT	HEAT-TREATED CHIPPING BLADES	SHREDDING KNIVES	BANDED BELT DRIVE TYPE	FEED SYSTEM	HYDRAULIC CONTROLLER	DIMENSIONS (LxWxH)	WEIGHT
CH45540	20 – 35 hp	4.50"	N/A	13" x 15"	4" x 5"	N/A	Cantilever 14" x 1", 49 lbs.	2 Reversible	N/A	Double	Gravity/Self	N/A	40" x 40" x 44"	361 lbs.
SC5540	25 – 45 hp	5"	3/4"	14" x 13"	7" x 11"	20" x 30"	19" x 0.75", 112 lbs.	4 Reversible	36	Double	Gravity/Self	N/A	43" x 43" x 44"	450 lbs.
CH5540	25 – 45 hp	5"	N/A	28" x 29"	6" x 7"	N/A	20" x 1.25", 140 lbs.	4 Reversible	N/A	Double	Gravity/Self	N/A	50" x 45" x 83"	600 lbs.
CH5540H	25 – 45 hp	5"	N/A	28" x 28"	6" x 7"	N/A	20" x 1.25", 140 lbs.	4 Reversible	N/A	Double	Hydraulic	DDC System	95" x 48" x 83"	1,074 lbs.
CH5540HM	25 – 45 hp	5"	N/A	28" x 28"	6" x 7"	N/A	20" x 1.25", 140 lbs.	4 Reversible	N/A	Double	Hydraulic	N/A	97" x 49" x 83"	980 lbs.
CH8540	35 – 60 hp	9"	N/A	31" x 31"	9" x 9"	N/A	30" x 1.25", 275 lbs.	4 Reversible	N/A	Triple	Gravity/Self	N/A	53" x 49" x 93"	886 lbs.
CH9540H	35 – 60 hp	9"	N/A	31" x 31"	9" x 9"	N/A	30" x 1.25", 275 lbs.	4 Reversible	N/A	Triple	Hydraulic	DDC System	98" x 52" x 93"	1,460 lbs.

Specs will slightly vary for CE compliant models



UNLEASH THE POWER.™

WARNING: Cancer and Reproductive Harm  
www.P65Warnings.ca.gov



# SPECIFICATIONS

SGPRO



## STUMP GRINDERS

MODEL NAME	ENGINE	STARTER TYPE	ROTOR SIZE/ WEIGHT	GREENTEETH® CUTTING SYSTEM	BESTORQ® DRIVE TYPE	LOPRO™ POCKETS	CUTTING HEIGHT	DIMENSIONS (LxWxH)	TIRES	WEIGHT
SGACE	Briggs & Stratton® XR Pro 208cc	Recoil	10" diameter, 4,000 RPM, 21.60 lbs.	8 – 500 Series Green (Rocky)	BX50-X5 Single Band Belt with Centrifugal Clutch	4 Straight & 4 Offset	10" Above & 4" Below Grade	60" x 25" x 47"	13/500 x 6 13" diameter pneumatic	180 lbs.
SGPRO	Honda GX 390cc Cyclonic Air Filter	Recoil	14" diameter, 2,900 RPM, 34.50 lbs.	8 – Wearsharp™ (Dirt)	2BX59-X5 Double Band Belt with Centrifugal Clutch	4 Straight & 4 Offset	11" Above & 5" Below Grade	69" x 28" x 47"	13/500 x 6 13" diameter pneumatic	250 lbs.



# DEALER MAP

Our dealer network is vast and chances are there is one near you. The number of dealers is constantly growing as more and more are seeing the need for Crary® Bear Cat® equipment. Please be sure to check out the website for the latest dealer network and locate a dealer near you.

[BEARCATPRODUCTS.COM/FIND-A-DEALER/](http://BEARCATPRODUCTS.COM/FIND-A-DEALER/)

## HEADQUARTERS



237 12th St. NW West Fargo, ND 58078

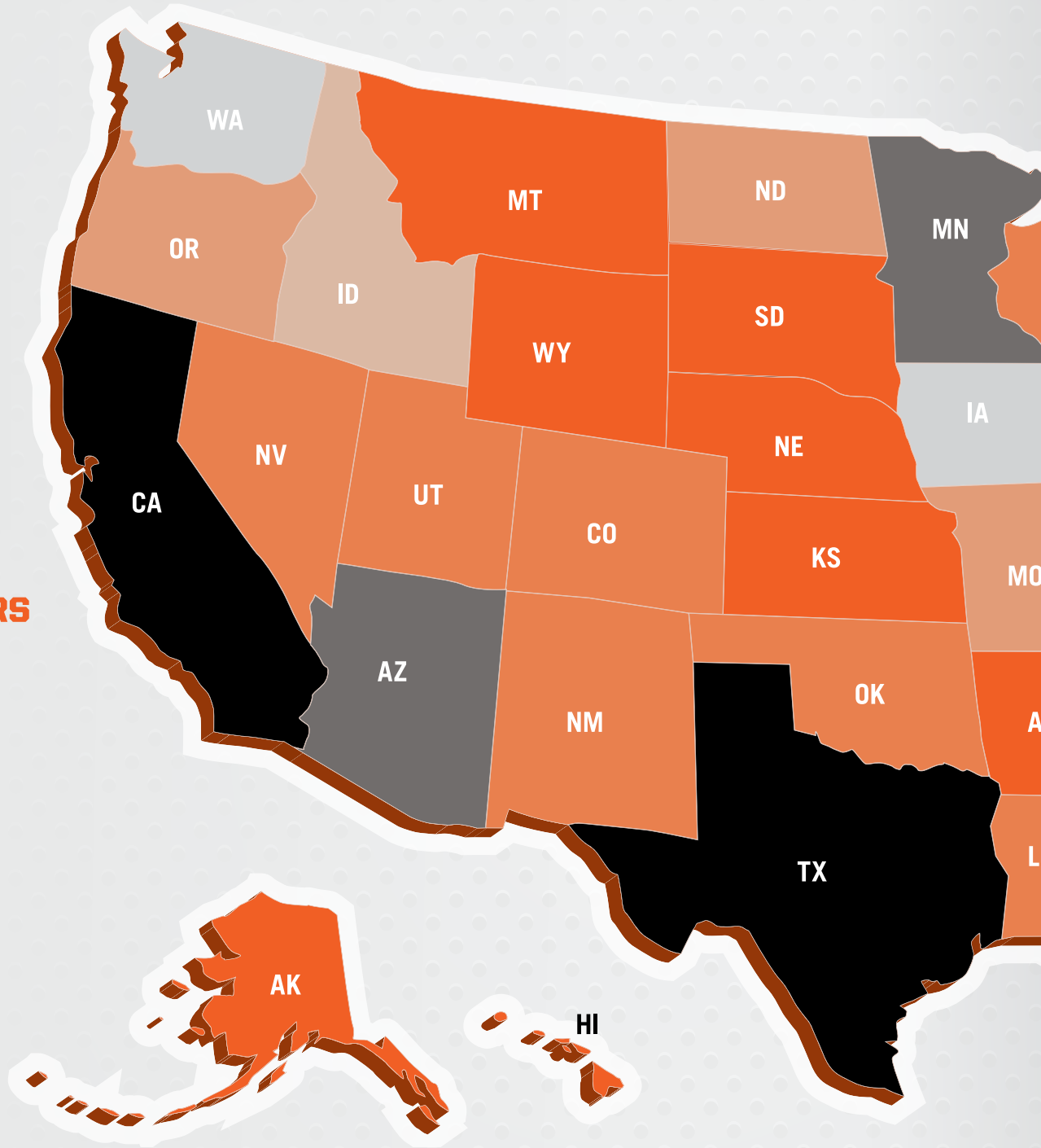


888.625.4520

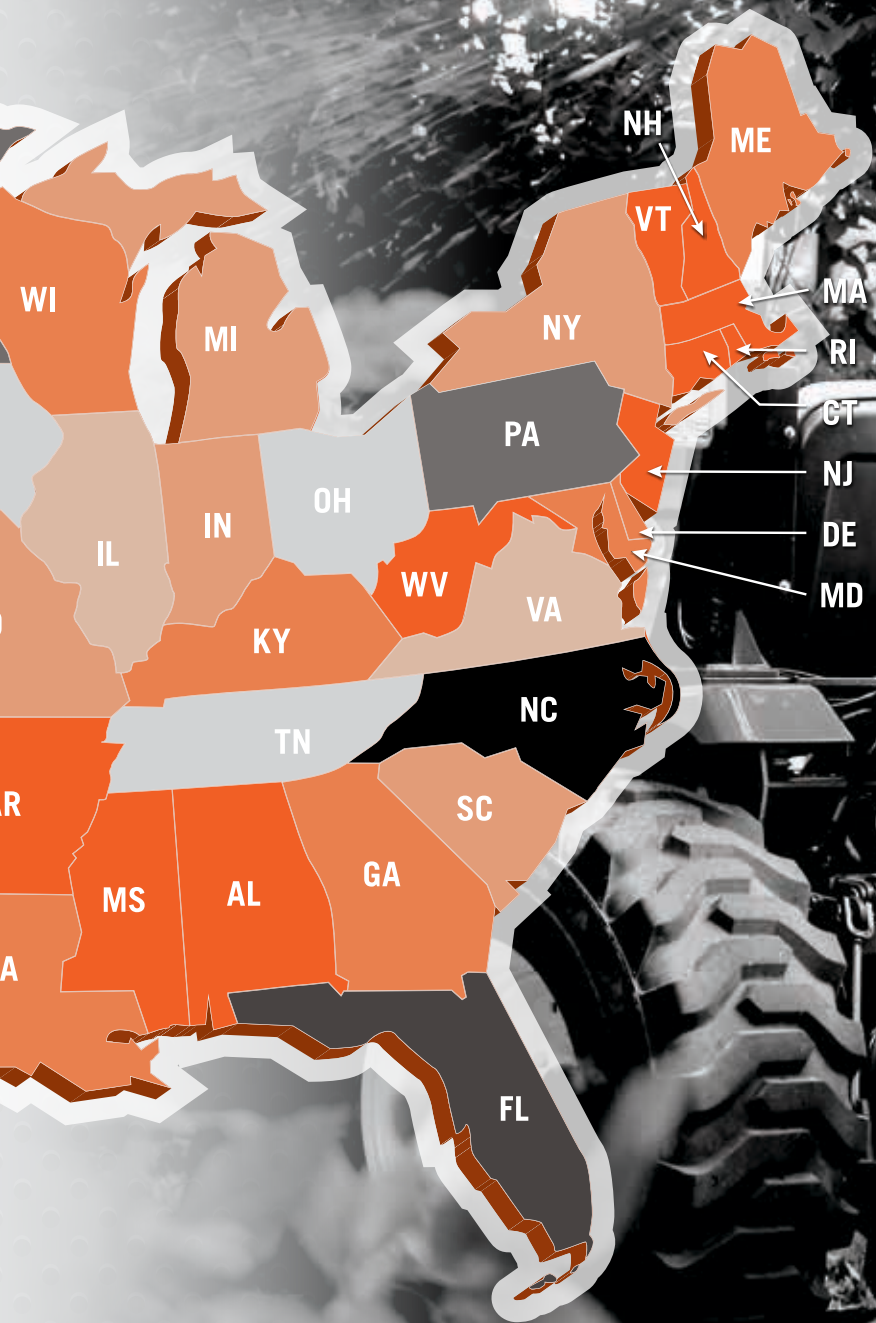


service@bearcatproducts.com

## NUMBER OF DEALERS IN EACH STATE



SC5540B



UNLEASH THE POWER.™

WARNING: Cancer and Reproductive Harm  
[www.P65Warnings.ca.gov](http://www.P65Warnings.ca.gov)

**CRARY**

---

**BEAR CAT**®

---

**UNLEASH THE POWER.™**

Specifications, descriptions and illustrative material in this literature is as accurate as known at the time of publication, but are subject to change without notice. Illustrations may include optional equipment and accessories and may not include all standard equipment.  
©2025 Crary Bear Cat, a subsidiary of ECHO Incorporated. All Rights Reserved.

Printed in the U.S.A.  
78743-00 • REV. 05 - 1/26

**BEARCATPRODUCTS.COM // 888.625.4520**

**@CRARYBEARCAT**

